

2026 TSDA IN-TRAINING EXAM (TSITE) FOR CARDIOTHORACIC SURGERY RESIDENTS

General Information & Registration Instructions

Read carefully and retain this information for future reference.

It is IMPERATIVE that program directors and coordinators follow the specific instructions that are provided in this document. **Following any other method threatens the confidentiality and security of the exam.**

It is essential that you follow the steps outlined in this document. It may not be possible to reverse errors made during the registration process, including purchasing the wrong exam product and refunds.

Registering residents and fellows for the TSITE requires payment with a credit card. Checks are not accepted. If your hospital/institution cannot provide a credit card for this purpose and a personal credit card must be used, it is the Program Director's responsibility to use their personal card and seek reimbursement from their hospital/institution.

Access to the TSITE will be available in Oasis starting February 7, 2026 through February 14, 2026, beginning at 12:01 a.m. U.S. Central Time through 11:59 p.m. U.S. Central Time. Test-takers will have five hours to complete the exam once it is launched; it is at the program director or proctor's discretion whether to enforce a time limit within that five-hour window.

The TSITE must be administered and taken at the program training site and must be actively proctored; access from a remote site will disqualify the examinee.

The 2026 TSITE will be administered and registration will be processed via the LMS site Oasis. TSDA Headquarters will not collect examinee registration materials for the TSITE (except for a proctor Letter of Agreement); all examinee registration will be handled within Oasis by program directors or coordinators. Programs will pay for registration in Oasis, and only credit cards will be accepted.

Records for current U.S. CT surgery residency programs exist in Oasis. In addition, records for Canadian and other international programs that have previously registered for the TSITE exist in Oasis. Each program's account allows access for their respective program director and program coordinator. Please note that program directors and coordinators are referred to as "coordinators" within their institutional record in Oasis.

Registering Coordinators and Directors for the TSITE

To access the Oasis site for registration, coordinators and/or directors will need to use the following link: <https://exams.tsda.org>.

The screenshot shows the TSDA Exam Site login page. At the top left is the TSDA logo with the text 'THORACIC SURGERY DIRECTORS ASSOCIATION'. Below the logo is a white box with the text 'Welcome to TSDA Exam Site'. To the right of this box is a dark blue login form with fields for 'Email' and 'Password', a 'Login' button, and links for 'Create Account' and 'Forgot Password'. At the bottom right of the page is a 'Powered By Oasis' logo.

- Email: the program director or program coordinator email address on file with TSDA
- Password
 - Option #1
For any program director or coordinator who has not previously accessed the TSDA-ITE Oasis site, your password is Password1 (default for initial login, users will be forced to change their password from Password1 to the password of their choice.)
 - Option #2
For any program director or coordinator who has previously accessed the TSDA-ITE Oasis site, you created a new password at the time of your initial login. If you don't remember your password, please click the "Forgot Password" link located below the "Login" button on the TSDA exam site homepage.

(Please keep all log in information confidential and do not share your password). **TSDA Headquarters does not maintain user passwords.**

If you have trouble logging in to Oasis as a program director or coordinator, it may be that TSDA does not have the most current contact information for your program on file. Please contact the TSDA office at tsda@tsda.org for assistance.

Below are steps for registering test-takers for the TSITE.

Step #1A

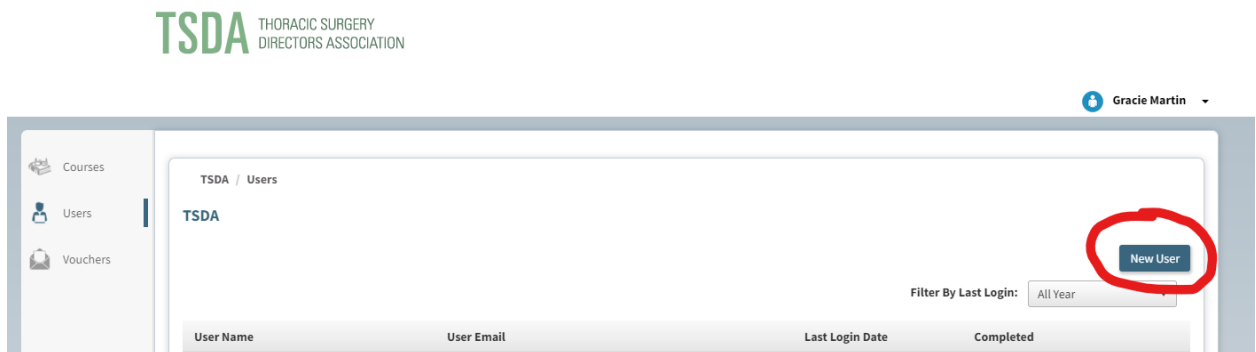
Adding New Users and Registering Test Takers

Program directors or coordinators are required to create an account* in Oasis for each resident/fellow at their program/institution who will take the 2026 TSITE.

***Exception:** If a program director or coordinator previously created an account for a resident/fellow at their program/institution who took last year’s exam, and this same resident/fellow will be taking the 2026 TSITE, it’s not necessary to create a new account for this test taker. **For residents with existing accounts in Oasis, please see Step #1B.**

All test taker accounts and user profiles must be created in Oasis by Thursday, February 5, 2026.

- A. To create a new account, click on the blue “New User” button on the right-hand side of the page. On the next page, complete the following required “Basic Info” fields:




- First Name
- Last Name
- Full Name
- Email Address
- Password (the password must be retained by the coordinator/director—TSDA Headquarters does not maintain user passwords. Each resident must have their own unique password.)

Test takers will need their email address and password to login to the Oasis site on exam day; **DO NOT PROVIDE TEST TAKERS WITH THEIR LOGIN PASSWORD UNTIL THE EXAM IS READY TO BE LAUNCHED BY THE PROCTOR.** If the exam is proctored by someone other than the program director or coordinator (i.e., a faculty member), test taker log in information must be provided to the proctor before exam day; please ask proctors to review this important information and consult the [TSITE pages of TSDA.org](http://TSITE.pages.of.TSDA.org).

- B. Complete the required “User Profile” fields (these questions serve as registration data required by TSDA and are required for post-exam results reporting).
- Examinee Role
 - Postgraduate Year (PGY)
 - Program Type
 - Anticipated Training Completion Date
 - Residency Country

After completing the required “User Profile” fields, select the blue “Save” button at the bottom of the page.

 You must fill out the user profile below for the new user account to be created.

*** indicates required field**

Examinee Role*

- CT Surgery ITE: General Surgery Resident
- CT Surgery ITE: Canadian CT Surgery Resident
- CT Surgery ITE: U.S. CT Surgery Resident (ACGME-accredited position)
- CT Surgery ITE: U.S. CT Surgery Resident (Non-ACGME-accredited position)
- CT Surgery ITE: U.S. CT Surgery Fellow (completed a CT surgery residency program and enrolled in a fellowship at a hospital/institution with an ACGME-accredited CT surgery residency program)
- CT Surgery ITE: International CT Surgery Resident (Training outside of U.S. and Canada)
- Congenital ITE: U.S. Congenital Cardiac Surgery Fellow (ACGME-accredited position)
- Congenital ITE: U.S. Congenital Cardiac Surgery Fellow (Non-ACGME-accredited position)
- Congenital ITE: U.S. Congenital Cardiac Surgery Fellow at non-ACGME accredited program
- Congenital ITE: U.S. CT Surgery Resident who accepted a congenital cardiac surgery fellowship position at an ACGME-accredited congenital cardiac surgery program
- Other

Postgraduate Year (PGY)*

- PGY1
- PGY2
- PGY3
- PGY4
- PGY5
- PGY6
- PGY7
- PGY8
- PGY9
- Residency Year 1 (International Program)
- Residency Year 2 (International Program)
- Residency Year 3 (International Program)
- Residency Year 4 (International Program)
- Residency Year 5 (International Program)
- Residency Year 6 (International Program)

The PGY level entered will be used in comparative reports once the exam has closed. It is the responsibility of the program director or coordinator to identify a test taker's level of training, and it is imperative that this information is correctly entered into Oasis.

TSDA Headquarters does not dictate or oversee test taker training levels, nor can it make changes on behalf of a program.

Step #1B **Updating Profiles for Users with Existing Accounts in Oasis**

Users (residents/fellows) with existing accounts in Oasis who will be taking the 2026 TSITE are required to have an updated user profile completed on their behalf by the program director or coordinator. To ensure a smooth launch on exam day, program coordinators should confirm user email addresses for residents taking the 2026 TSITE and update each resident's account with a new password of the coordinator's choosing. User passwords must be retained by the coordinator/director—**TSDA Headquarters does not maintain user passwords**. Each resident must have their own unique password. Updating the user profile ensures current/accurate registrant data will be collected.

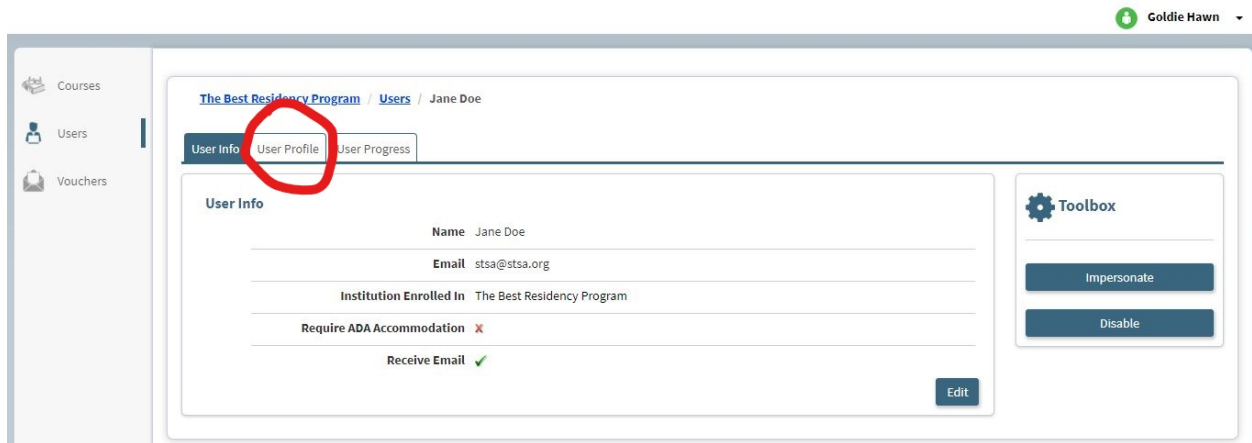
Test takers will need their email address and password to login to the Oasis site on exam day; **DO NOT PROVIDE TEST TAKERS WITH THEIR PASSWORD UNTIL THE EXAM IS READY TO BE LAUNCHED BY THE PROCTOR**. If the exam is proctored by someone other than the program director or coordinator (i.e., a faculty member), test taker log in information must be provided to the proctor before exam day; please ask proctors to review this important information and consult the [TSITE pages of TSDA.org](#).

To update the user profile for a user (resident/fellow) with an existing account, click on the user's name from the coordinator's institution home page.

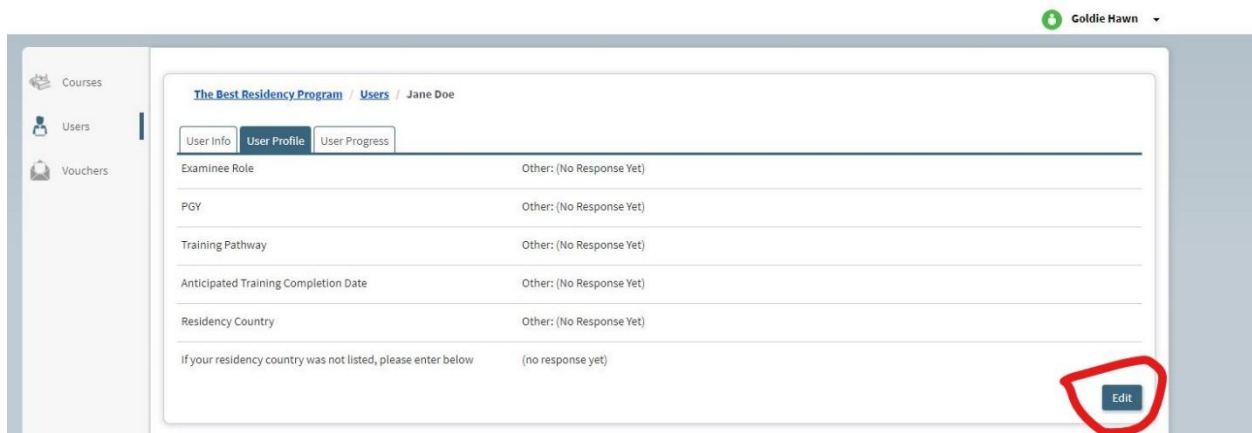


User Name	User Email	Last Login Date	Completed
Jane Doe	stsa@stsa.org	Not Yet Logged In	0 Impersonate
John Doe	wts@wtsnet.org	Not Yet Logged In	0 Impersonate

On the next page click on the “User Profile” tab at the top of the page.



On the “User Profile” page, click on the “Edit” button the bottom of the page.



On the next page, complete all questions/fields on behalf of the resident/fellow and select the “Update” button at the bottom of the page.

The Best Residency Program / Users / John Doe

User Info | **User Profile** | User Progress

*Indicates required field

Examinee Role*

- CT Surgery (TE): General Surgery Resident
- CT Surgery (TE): Canadian CT Surgery Resident
- CT Surgery (TE): U.S. CT Surgery Resident (ACGME-accredited position)
- CT Surgery (TE): U.S. CT Surgery Resident (Non-ACGME-accredited position)
- CT Surgery (TE): U.S. CT Surgery Fellow (completed a CT surgery residency program and enrolled in an advanced fellowship at a hospital/institution with an ACGME-accredited CT surgery residency program)
- CT Surgery (TE): International CT Surgery Resident (Training outside of U.S. and Canada)
- Congenital (TE): U.S. Congenital Cardiac Surgery Fellow (ACGME-accredited position)
- Congenital (TE): U.S. Congenital Cardiac Surgery Fellow (Non-ACGME-accredited position)
- Congenital (TE): U.S. Congenital Cardiac Surgery Fellow at Non-ACGME-accredited program
- Congenital (TE): U.S. CT Surgery Resident who accepted a congenital cardiac surgery fellowship position at an ACGME-accredited congenital cardiac surgery program
- Congenital (TE): International Congenital Cardiac Surgery Fellow at ACGME-accredited program
- Congenital (TE): International Congenital Cardiac Surgery Fellow at Non-ACGME-accredited program
- Other

(No Response Yet)

Postgraduate Year (PGY)*

- PGY1
- PGY2
- PGY3
- PGY4
- PGY5
- PGY6
- PGY7
- PGY8
- PGY9
- Residency Year 1 (International Program)
- Residency Year 2 (International Program)
- Residency Year 3 (International Program)
- Residency Year 4 (International Program)
- Residency Year 5 (International Program)
- Residency Year 6 (International Program)
- Other

Residency Country*

- United States
- Canada
- Kenya
- Singapore
- Lebanon
- Other

(No Response Yet)

If your residency country was not listed, please enter below

(Empty text input field)

Cancel

Update

The PGY level entered will be used in comparative reports once the exam has closed. It is the responsibility of the program director or coordinator to identify a test taker's level of training, and it is imperative that this information is correctly entered in Oasis. ***TSDA Headquarters does not dictate or oversee test taker training levels, nor can it make changes on behalf of a program.***

***Note:** Coordinators cannot delete user accounts; however, they can disable a user.

Disabling Existing Oasis User Accounts

Those with a "Coordinator" role in Oasis (including Program Directors and Program Coordinators) cannot "Delete" existing user/resident accounts for current or former examinees enrolled in their institution record in Oasis. However, Oasis Coordinators can "Disable" an existing Oasis user account for a resident enrolled in their institution. If an existing user/resident account in Oasis is "Disabled" by an Oasis Coordinator, this action would make it so the user could no longer access the Oasis site. **Disabling a user would not affect any prior TSITE results data tied to the institution or to the disabled user/resident.** Oasis Coordinators can also "Enable" accounts that had been "Disabled" should the need arise.

- To "Disable" an existing Oasis user account, click on the user's name from the coordinator's institution home page.

TSDA THORACIC SURGERY DIRECTORS ASSOCIATION

Goldie Hawn

The Best Residency Program / Users

The Best Residency Program

New User

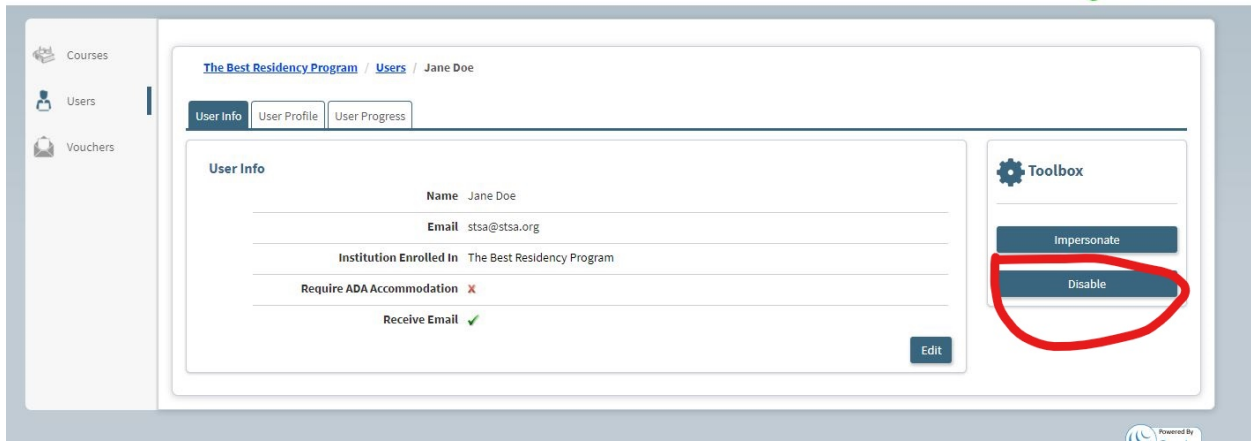
Filter By Last Login: Not Yet Logged In

User Name	User Email	Last Login Date	Completed
Jane Doe	stsa@stsa.org	Not Yet Logged In	0
John Doe	wts@wtsnet.org	Not Yet Logged In	0

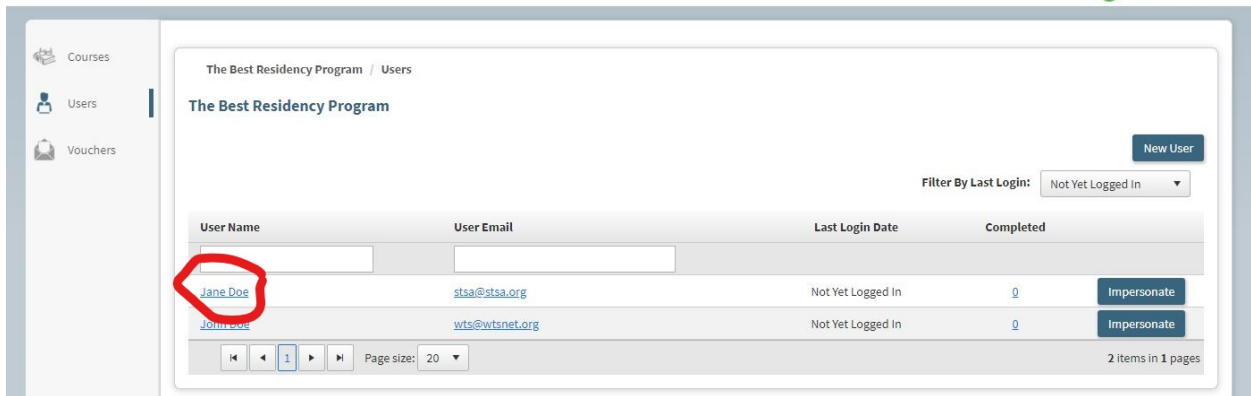
Page size: 20

2 items in 1 pages

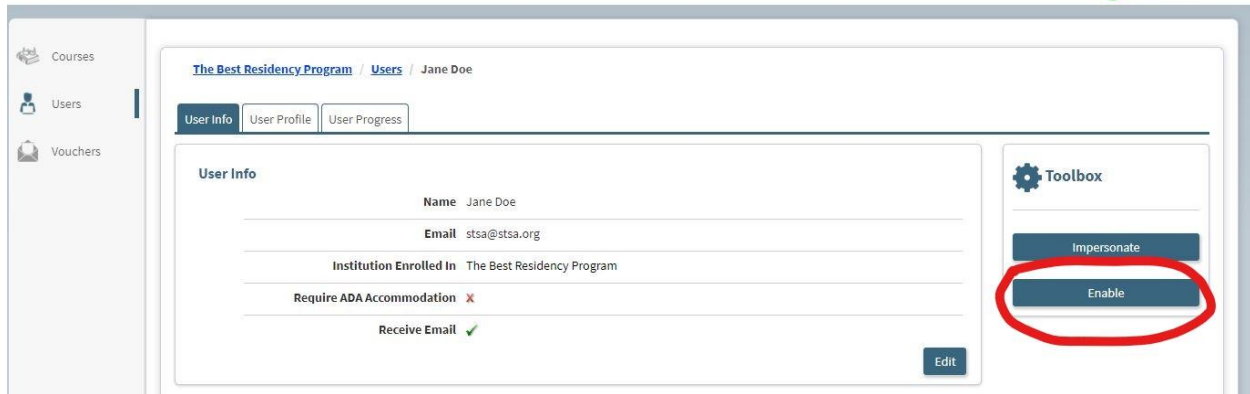
- On the next screen select the "Disable" button to the right of the "User Info".



- To reverse this action, click on the user's name from the coordinator's institution home page.



- On the next screen select the "Enable" button to the right of the "User Info".



Step #2
Purchasing Vouchers and Processing Payments

After adding test taker information and completing the profile questions for each test taker, the next step is to purchase a voucher for a specific exam date and related registration fee. **All vouchers must be purchased by Monday, February 3, 2025.**

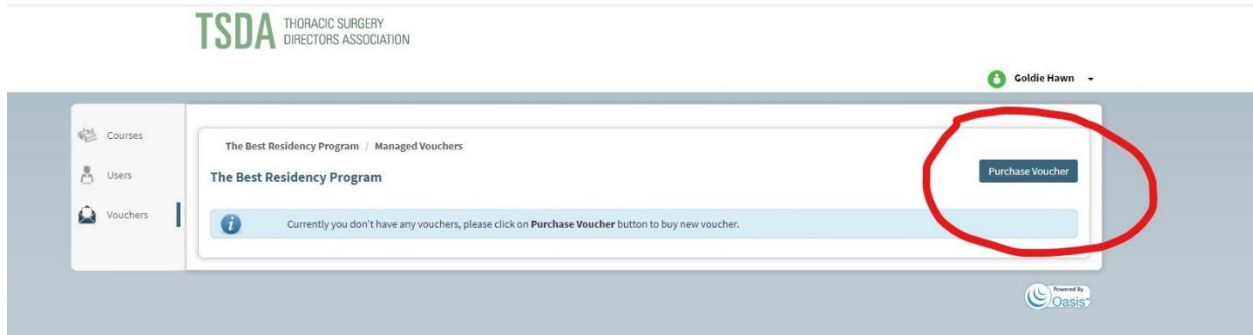
Exam products must match examinee role.

Example:

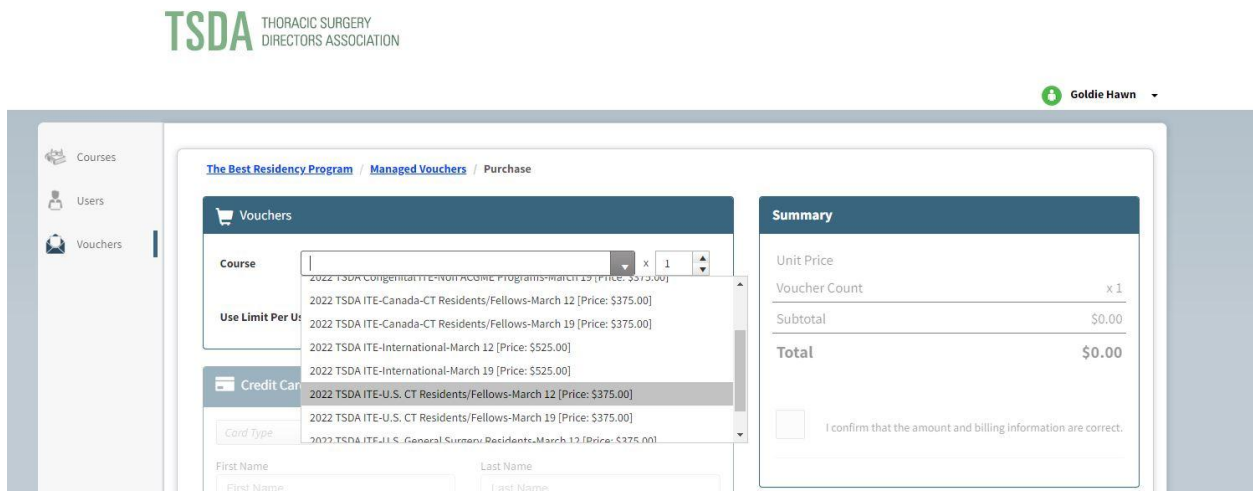
Examinee Role	Exam Product
U.S. CT Surgery Residents/Fellows at ACGME-program	2026 TSDA In-Training Exam-US Residents/ (Price US\$400)
International Trainee	2026 TSDA In-Training Exam-INTERNATIONAL TRAINEES (Price US\$525)

It may not be possible to reverse errors made during the registration process, including purchasing the wrong exam product and issuing refunds.

Exam vouchers must be purchased by the program director or coordinator using their own account. **DO NOT LOG IN AS A RESIDENT OR IMPERSONATE A TEST TAKER'S ACCOUNT TO PURCHASE A VOUCHER**, which could disrupt the integrity of the exam and lead to a potential security breach.



- On the top left-hand side of the page, click “Vouchers” (open envelope icon).
- On the next page, click on the blue “Purchase Voucher” button on the top right-hand side of the page.
- Select any one of the following options listed in the “Course” drop-down menu:
 - **2026 TSDA In-Training Exam-US Residents/Fellows** (Price: US\$400)
 - **2026 TSDA In-Training Exam-INTERNATIONAL TRAINEES** (Price: US\$525) [Outside U.S. & Canada]



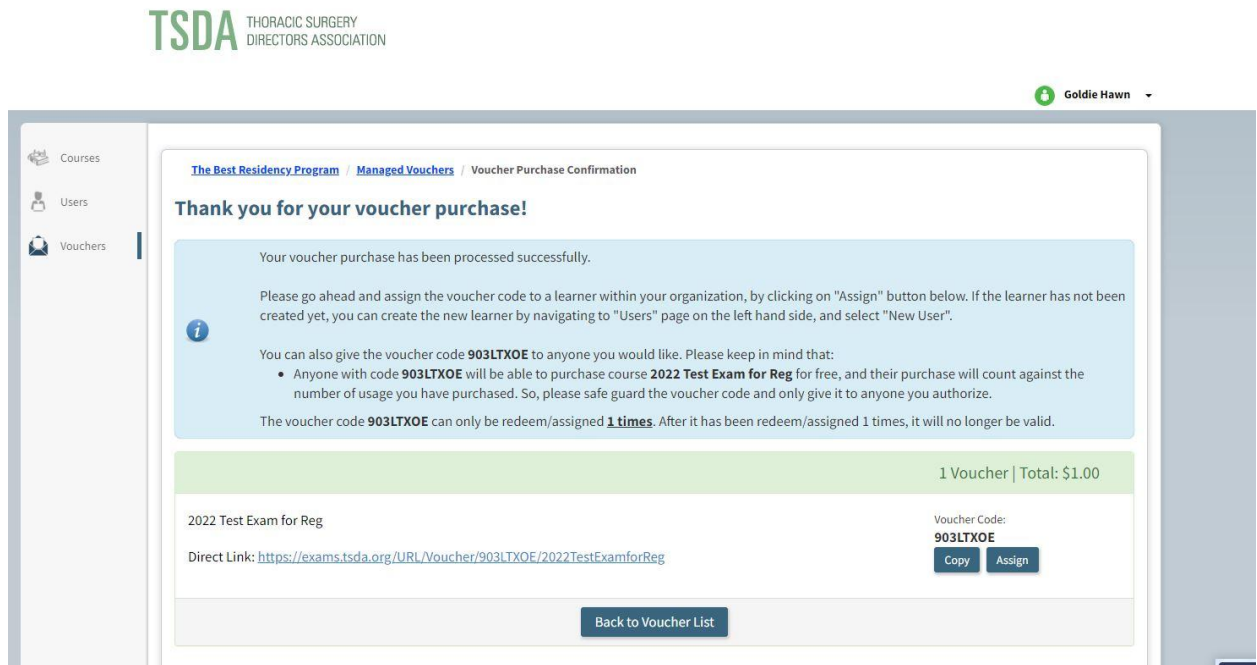
- Next, input the number of vouchers to be purchased (equal to the number of test takers).

- Next, select how vouchers will be designated. Select one voucher that can be used multiple times.

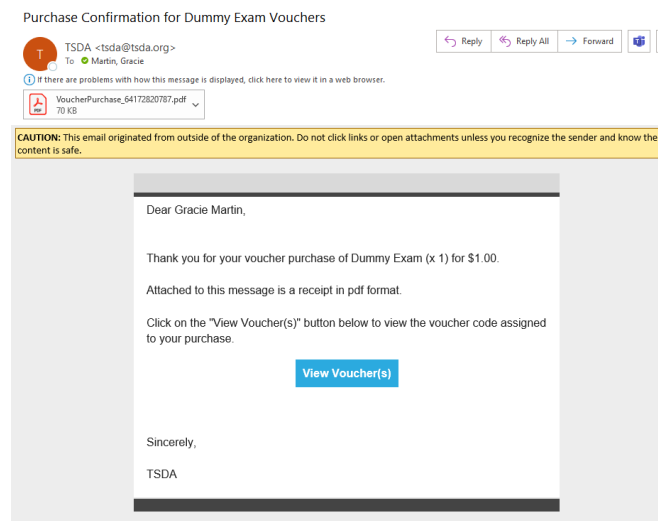
***Disregard “Use Limit Per User” box below the Course drop-down menu. This item does not apply to TSDA.**

- Next, enter payment information by selecting the credit card type in the drop-down menu (Discover, MasterCard, Visa).
- Enter the first and last name of the credit card holder.
- Enter the credit card number, CVV2 number, expiration date, and billing address.
- Confirm the amount on the right side of the screen, click the “I confirm that the amount and billing information are correct” box.
- Click on the blue “Confirm Payment” button.

- Upon completion of the purchase, a voucher code will appear on the next page. An additional purchase will result in a different voucher code.



- A confirmation message for each voucher purchase will be emailed to the program director or coordinator who made the purchase in Oasis. A receipt will be attached to the message. “TSDA” (tsda@tsda.org) will be listed in the “From” field of this message. Please note that voucher codes will not be included with confirmation messages. Oasis coordinators can view their program’s voucher code(s) by logging in to Oasis and clicking the “Voucher” link on the left side of the page.

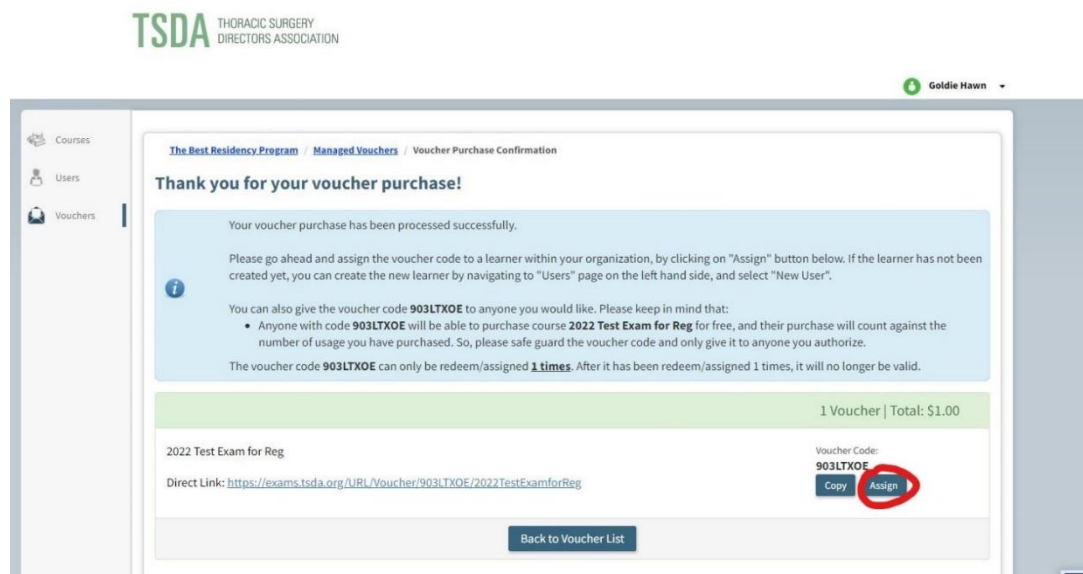


- In addition, a separate confirmation message noting the payment transaction will be sent via email from the credit card processor, Authorize.Net. Please retain these messages for future reference.

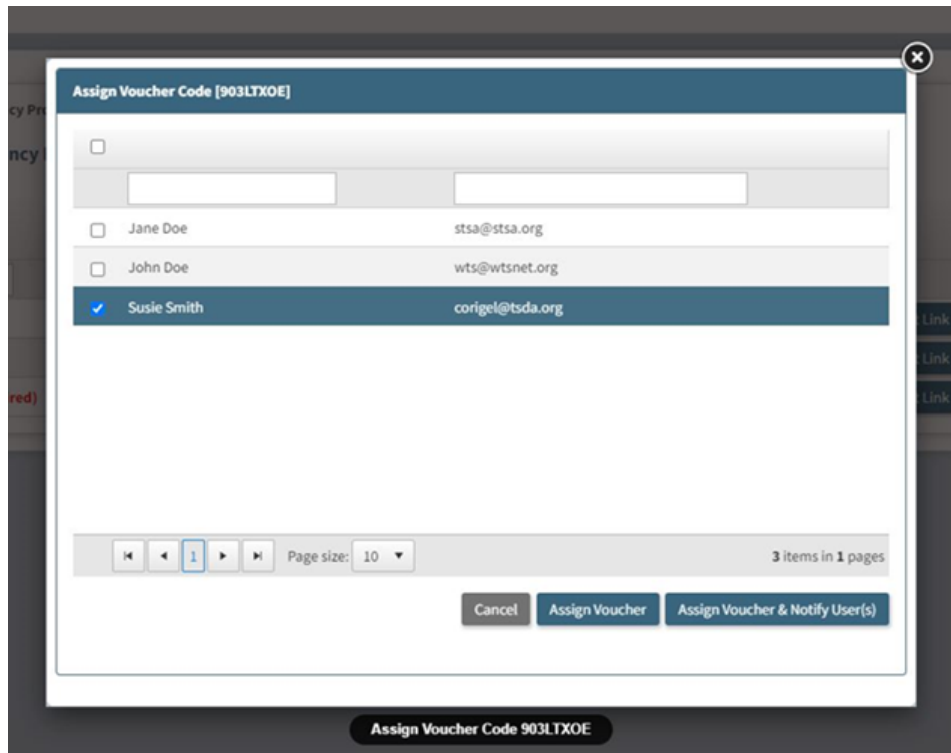
Step #3

Assigning Vouchers to Specific Test Takers

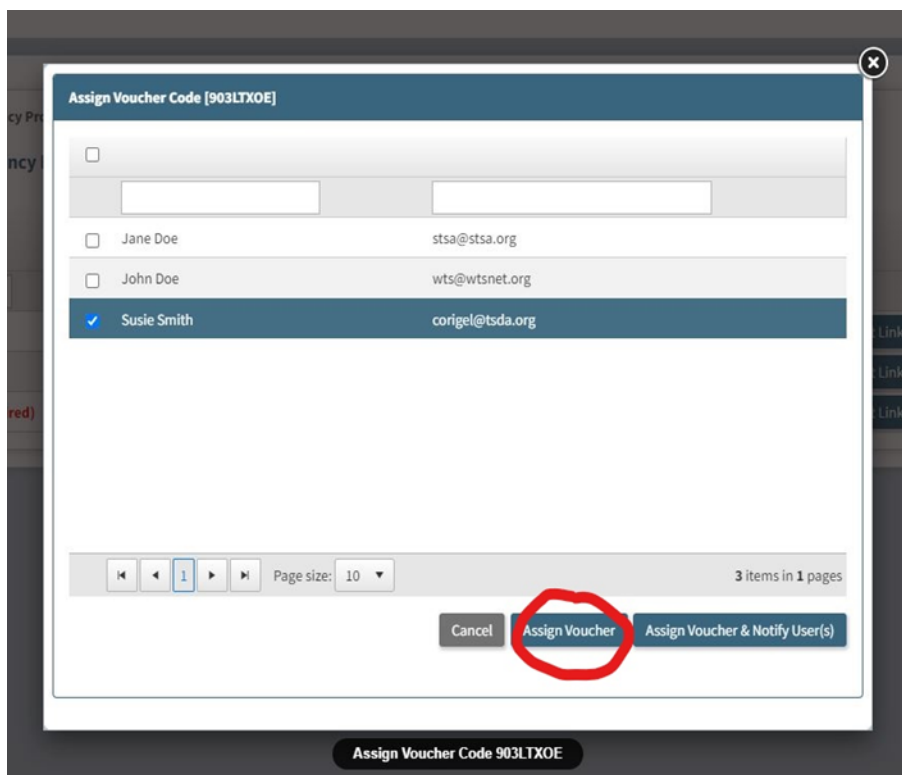
- On the Voucher Purchase Confirmation page, there will be a blue button that reads, “Assign” located on the bottom right-hand side of the page.



- After clicking the “Assign” button, a window will appear that includes test taker names who are assigned to your program/institution. Select the box to the left of each test taker’s name who will be using the voucher you purchased to access the 2026 TSITE on the exam day(s) designated by your program.



- After selecting all the test takers who will be using the voucher you purchased, click the “Assign Voucher” button on the bottom of the window to finalize the step.



- If more than one voucher has been purchased by the coordinator for the exam, please follow the assigning voucher instructions for each separate voucher.

Exam Day

Instructions for Accessing Oasis Site February 7-14, 2026

REMINDER: DO NOT PROVIDE TEST TAKERS WITH THEIR LOGIN PASSWORDS UNTIL THE EXAM IS READY TO BE LAUNCHED BY THE PROCTOR.

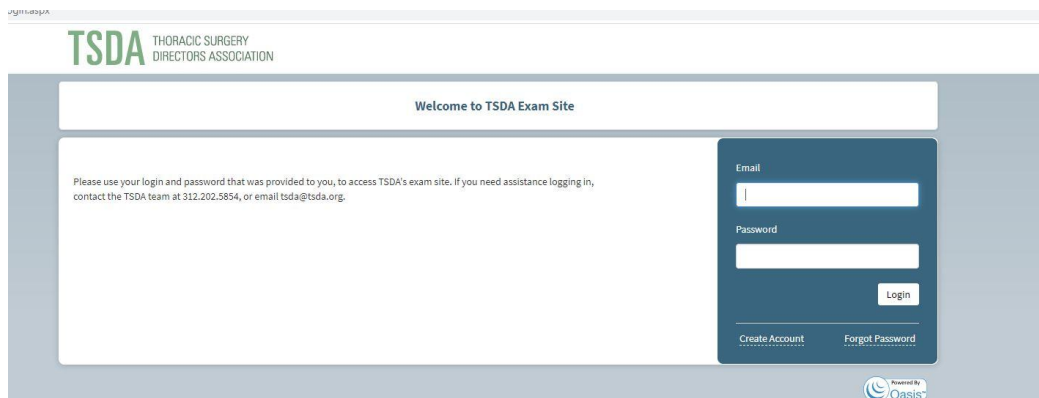
On exam day, proctors should allow up to 20 minutes for test takers to login to the Oasis site, access the exam and begin the exam.

Prior to logging in to the Oasis site, proctors will provide each test taker with the following that will provide access to the exam:

- their login credentials (email and password),
- the exact name of the exam that was purchased,

Login credentials for test takers were created by the program director or coordinator at the time of registration. It is the program coordinator's responsibility to provide the above bulleted information to the proctor. Proctors should confirm they have this information is available prior to the start of the exam.

Test takers will use the following link on exam day: <https://exams.tsda.org>.

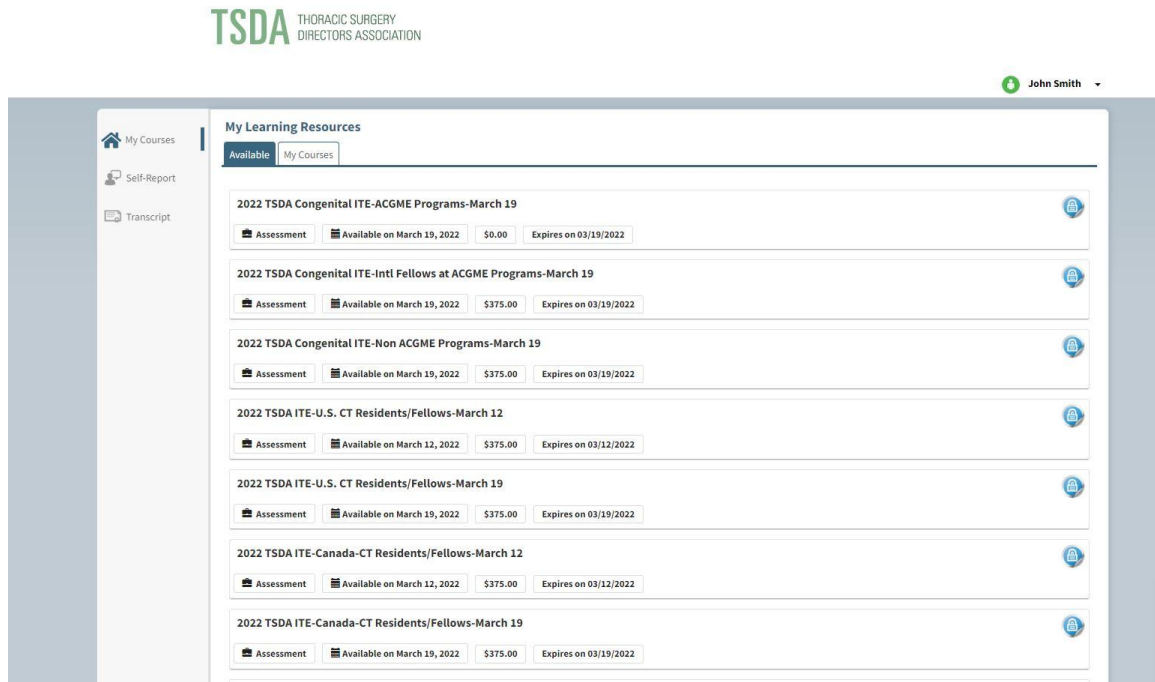


The screenshot shows the TSDA (Thoracic Surgery Directors Association) Exam Site login page. At the top left is the TSDA logo. The main heading is "Welcome to TSDA Exam Site". Below this is a message: "Please use your login and password that was provided to you, to access TSDA's exam site. If you need assistance logging in, contact the TSDA team at 312.202.5854, or email tsda@tsda.org." On the right side, there is a login form with fields for "Email" and "Password", a "Login" button, and links for "Create Account" and "Forgot Password". At the bottom right, there is a logo for "Powered by Oasis".

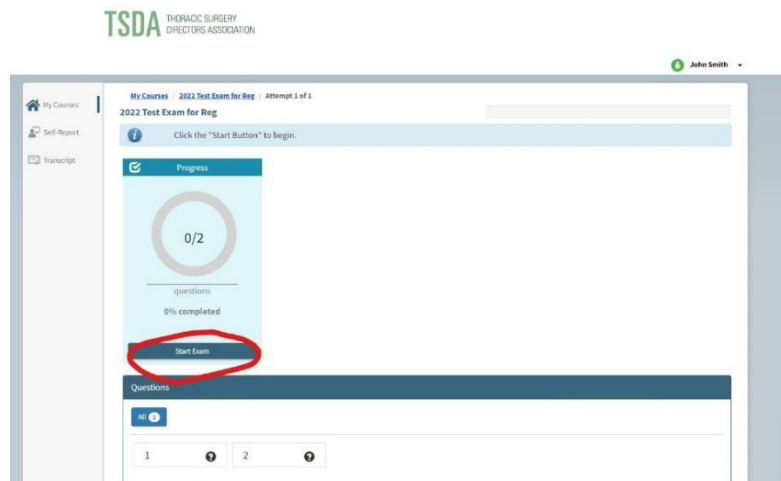
Test takers will enter the following login details:

- Email (email address entered by coordinator at time of registration)
- Password (created by coordinator at the time of registration)

- Once logged in to the Oasis site, test takers will select the exam that was purchased by the coordinator (e.g., **2026 TSDA In-Training Exam-US Residents/Fellows**). Proctors should confirm they have the exam name of the exam that was purchased.



- Test takers will be directed to a new page with a “Progress” box located at the top left of the page. To begin the exam, test takers must click the “Start Exam” button located in bottom of the box.



- For residents who will take the TSITE at a program/institution outside of their home institution, it is necessary for the test taker's home institution coordinator to complete their registration in Oasis. The test taker's home institution coordinator **MUST** provide the test taker's login credentials (email address and password), and the name of exam purchased to the coordinator at the institution where the exam will be taken. Coordinators from institutions where this applies are responsible for communicating with each other to ensure a smooth exam day for test-takers.

THE CONTENT OF THE EXAM MUST REMAIN CONFIDENTIAL. DO NOT PROVIDE TEST TAKERS WITH THEIR LOGIN PASSWORDS TO ACCESS THE EXAM UNTIL THEY ARE SEATED AT A COMPUTER AND READY TO TAKE THE EXAM ON THEIR DESIGNATED EXAM DAY.

Who Can Register for the TSITE?

- **Cardiothoracic Surgery Residents:** Those who are currently enrolled in a traditional, an integrated or a combined 4/3 ACGME-accredited cardiothoracic surgery residency program, or the Canadian equivalent. The ACGME RRC for Thoracic Surgery expects thoracic surgery programs to require that residents use a widely accepted examination (e.g., Thoracic Surgery In-Training Examination) as a measure of resident performance.
 - Traditional U.S. residents: PGY 6, 7, or 8
 - Integrated U.S. residents: PGY 1, 2, 3, 4, 5, 6, 7 or 8
 - Combined 4/3 U.S. residents: PGY 4, 5, 6, 7
 - Canadian residents: PGY 1, 2, 3, 4, 5, or 6
- **Fellows:** Those who have *completed* their cardiothoracic surgery residency program and are enrolled in an advanced fellowship (ACGME-accredited or non ACGME-accredited) at a hospital/institution with an ACGME-accredited cardiothoracic surgery residency program. **This registration category is optional, and fellows will be registered for the TSITE at the discretion of their Program Director.**
 - Fellows: PGY 9, Other
- **International Residents** (outside U.S. and Canada): Residents who are enrolled in an accredited cardiothoracic surgery program outside the U.S. or Canada.
 - R1, R2, etc.

Proctor Responsibilities

Programs are required to submit a completed [Letter of Agreement](#) confirming who will proctor the exam. The TSDA-ITE must be administered and taken at the program training site and must be actively proctored; access from a remote site will disqualify the examinee.

If the Program Director is unable to proctor the exam, they must assign a member of the CT surgery residency program department (faculty or staff member) to administer and proctor the exam in lieu of the Program Director.

TSDA has in place mechanisms whereby potential cheating can be identified and it is imperative that proctors safeguard the exam environment to ensure there are no security breaches.

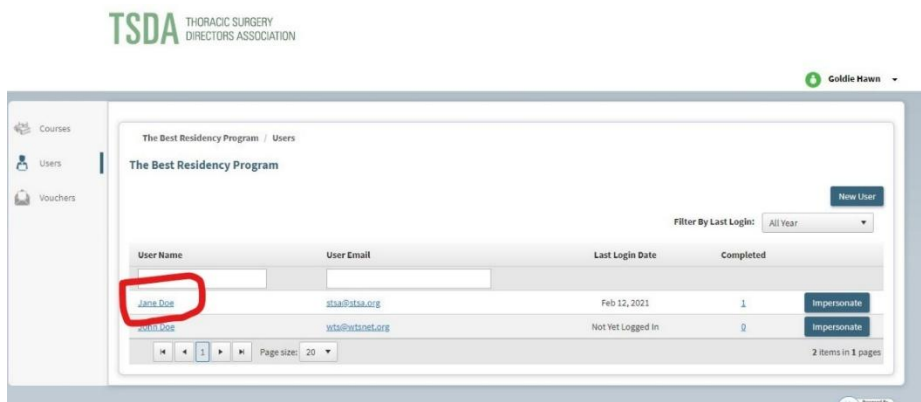
Proctors are responsible for:

- administering, proctoring, and maintaining a secure environment for the duration of the examination;
- reading aloud the Proctor Announcement at the start of the exam period;
- being present for the duration of the exam;
- collecting and holding test taker electronic devices, including but not limited to smart phones and tablets;
- ensuring test takers do not access the Internet during the exam period; and
- ensuring test takers log out of Oasis and returning electronic devices at the conclusion of the exam.

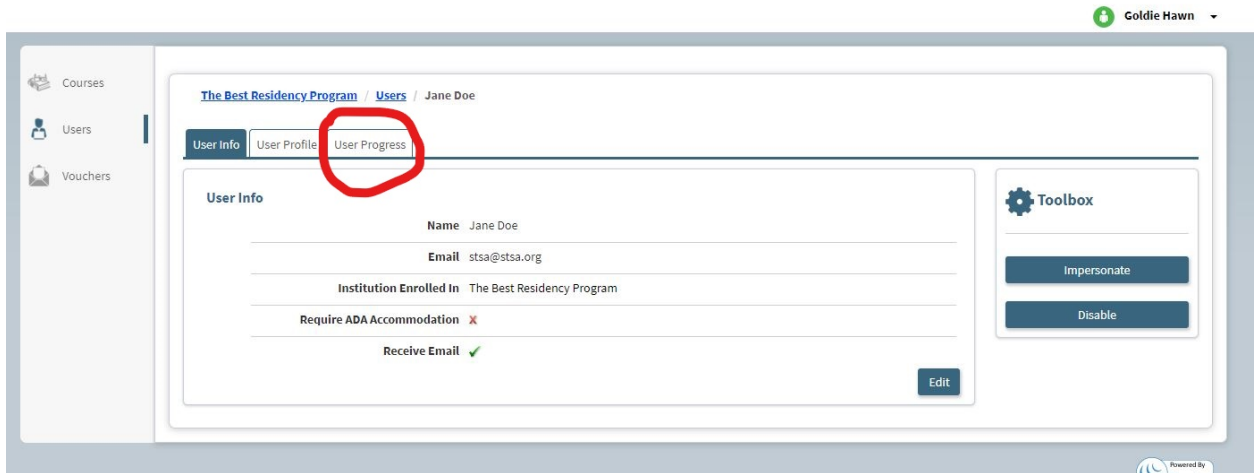
If your program chooses to have more than one proctor, please submit a Letter of Agreement for each proctor, and ensure that each proctor reads aloud the exam guidelines noted in this document.

Program directors or coordinators, who are serving as proctors, have the ability to follow a test taker's progress on exam day by logging into the Oasis site.

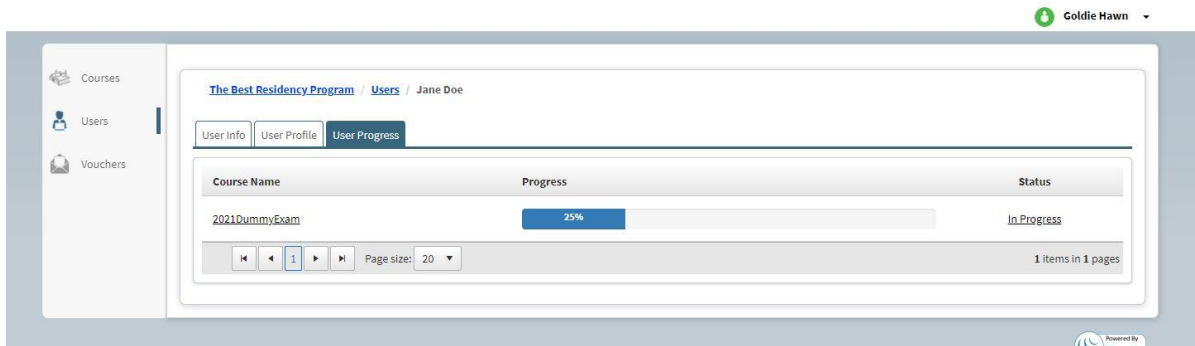
- Once logged in to Oasis, directors or coordinators must first select a test taker's name from the coordinator's institution home page.



- On the next screen, select the “User Progress” tab.



- The next screen will show the test taker’s progress on exam day.



***Note:** Faculty or other staff members, who are serving as proctors, have the ability to follow a test taker’s progress on exam day. They will need to login to Oasis using a program director or coordinator’s credentials (email & password).

Proctor Announcement:

To be read in the exam room prior to launching the TSITE

TSDA In-Training Exam test takers are prohibited from having on their person or consulting electronic devices for the duration of the exam. This includes, but is not limited to, smart phones, smart watches, tablets, or the Internet. Any test taker identified as having consulted or referenced, or even having any electronic device, will be prohibited from completing the exam, removed from the exam room, and the issue will be addressed by the exam proctor, the test taker’s program director, and the TSDA In-Training Exam Committee.

Exam Format

The TSDA-ITE will consist of 160 questions equally divided between general thoracic and cardiac surgery. The TSITE is offered only as a computer-based exam at the program site and is to be completed within a five-hour period once the test is launched (at the Program Director’s discretion). Examination questions are provided in random order for each examinee.

System Requirements for Online Testing

TSDA will be utilizing Oasis to administer the 2026 TSITE. It is the responsibility of the Program Director, Program Coordinator and/or proctor to ensure their institution’s operating system will function properly on exam day. The Program Director, Program Coordinator and/or proctor should review the **System Requirements for Online Testing** below, share with their institution’s IT administrator, and ensure that all of the necessary equipment, Internet, firewall and other requirements are met.

The following system specifications will provide the best online testing experience. The specifications which must be met are noted with an asterisk. All other specifications are recommendations.

System Requirements for Online Testing:

Browser:	Latest versions available of Chrome or Apple. (Or at most two versions back if still supported.)
Operating System:	Windows 10 and above
RAM:	256 MB or higher
Display*:	1024 x 768 with 16-bit color or higher
Internet Connection:	High-Speed Internet connection

Performance Reports/Comparative Results

Test Takers no longer receive immediate feedback on their performance (raw score, etc.).

A few weeks following the exam, program directors and coordinators may log in to Oasis to view their program's test taker results, which will include high-level and detailed results for test takers at their institution.

Technical Support

Technical support will not be available on exam day. Please send an email to Adam Doty at adoty@sts.org and Brittany Walker at bwalker@sts.org February 7-14, 2026 should you experience major technical issues (e.g., Oasis system shut down). It is the program director or coordinator's responsibility to effectively communicate all requirements to exam proctors, so they are properly prepared to launch the TSITE.

Questions?

TSDA Headquarters, tsda@tsda.org, 312-202-5854

Adam Doty, TSDA Executive Director, adoty@sts.org, 312-202-5802

Brittany Walker, TSDA Coordinator, bwalker@sts.org 312-202-6121